


How to access MySite and LMS

1. Go to: mysite.hwcdsb.ca


2. Log in to MySite the following way:

Your school email address (school **computer** username **@hwcdsb.ca**)

Password (4 numbers you use to login to school computer)



3. Once you access your MySite landing page, click **LMS**.




4. Once in LMS, click **Student Tools** and you will have access to online resources such as BookFlix, PebbleGo, Britannica, TVO, Mathies, mPower, etc.

Accessing Our Library Learning Commons eBooks

1. Login to MySite. (See above)

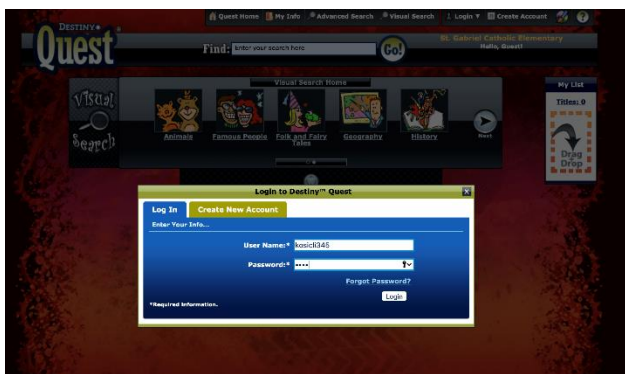
2. When on the MySite landing page, click **Destiny Quest**



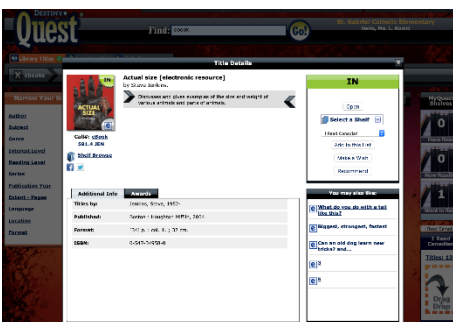
Destiny Quest

3. Choose our school's name from the list of schools.

4. Click login in the top right corner. Use your computer login.



5. Where it says **Find**, type ebooks. You will have access to 400 ebook titles.



6. Once you find the title you like, click **Open**. ***Please note, the title does not need to be checked out. You will be able to access the book and all its features without checking it out.